

# Instrucciones Para Miembros: Como Crear una Cuenta y Registrarse

## Paso 1: Crear una Cuenta

Ingresa con Facebook, Google+ O, "Create New User Account"



Coast Futbol Alliance - Registration

Welcome to the registration process for **Coast Futbol Alliance!**

You must be logged in to proceed with registration. If you do not have a user account, please create one.

Registration Login

User ID/Email

Password

Sign In

OR

Sign in with Facebook

Sign in with Google+

Create New User Account

Forgot your password?

## Paso 2: Ingresar los Detalles del Padre/Administrador

Correo electrónico, nombre, nombre de usuario y contraseña

Create Your New User Account

demosphere TeamNet

Profile Information for the Parent or Household Administrator/Owner

Parent/Admin Email

Username

Parent/Admin First Name

Password  (6 character min)

Parent/Admin Last Name

Confirm Password

Email: is invalid

This account will be used to manage the household, its players, payments and registrations

Create New Account Cancel

## Paso 3: Si el Correo Ya Está en Uso

Si su correo electrónico ya existe en el sistema, haga click en el enlace "Forgot your password" para reiniciar su contraseña



Create Your New User Account

demosphere TeamNet

Profile Information for the Parent or Household Administrator/Owner

Parent/Admin Email

Username

Parent/Admin First Name

Password  (6 character min)

Parent/Admin Last Name

Confirm Password

Email: Email address already exists. Please enter a new email address, login, or retrieve your login info via the email address provided.

This account will be used to manage the household, its players, payments and registrations

Create New Account Cancel

## Paso 4: Crear su Household

Ingrese un numero de telefono y su dirección. Esto se prepopulara al ingresar a la cuenta.

Registration Step 1.1 - HOUSEHOLD INFORMATION

My Household

Household Name

Country

Address

Your Phone #

City

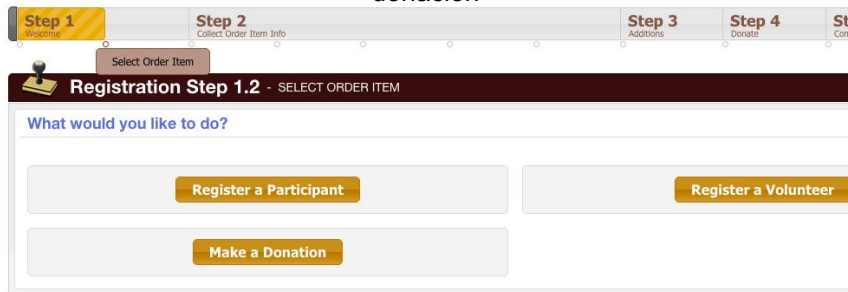
State

ZIP

I would like to receive SMS Broadcasts

## Paso 5: Registrar al Participante

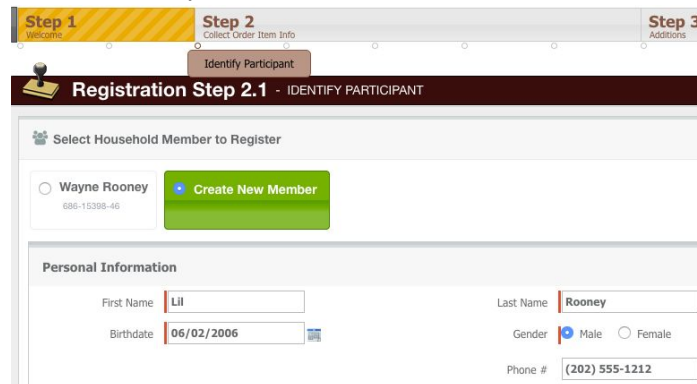
También se puede registrar para voluntario o hacer una donación



The screenshot shows a progress bar at the top with five steps: Step 1 (Welcome), Step 2 (Collect Order Item Info), Step 3 (Additions), Step 4 (Donate), and Step 5 (Complete). Step 2 is highlighted in orange. Below the progress bar is a dark header with a pin icon and the text "Registration Step 1.2 - SELECT ORDER ITEM". A sub-header "Select Order Item" is visible. The main content area asks "What would you like to do?" and features three buttons: "Register a Participant", "Register a Volunteer", and "Make a Donation".

## Paso 6: Crear el Jugador/Registrante

Miembros del household que ya existen siempre se mostrarán aquí, o se les crea una nueva



The screenshot shows a progress bar with Step 1 (Welcome), Step 2 (Collect Order Item Info), and Step 3 (Additions). Step 2 is highlighted in orange. The header is "Registration Step 2.1 - IDENTIFY PARTICIPANT" with a sub-header "Identify Participant". The main content area is titled "Select Household Member to Register" and shows a list of members with "Wayne Rooney" selected. A green "Create New Member" button is visible. Below this is a "Personal Information" section with fields for First Name (Lil), Last Name (Rooney), Birthdate (06/02/2006), Gender (Male selected), and Phone # (202) 555-1212.

## Paso 7: Seleccionar el Programa/Temporada

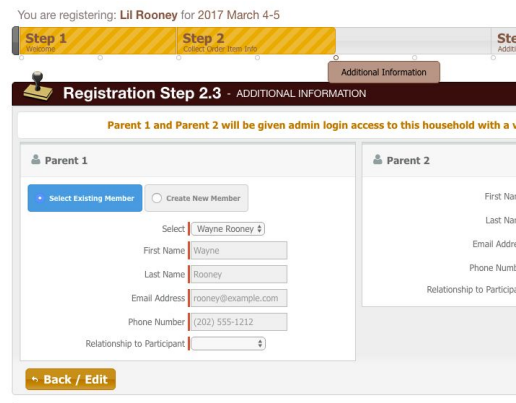
Solamente los programas para los cuales el miembro es elegible aparecerán en el menú



The screenshot shows a progress bar with Step 1 (Welcome) and Step 2 (Collect Order Item Info). Step 2 is highlighted in orange. The header is "Registration Step 2.2 - SELECT SEASON" with a sub-header "Select Season". The main content area asks "Select an Open Registration Season" and displays a list of seasons for "Lil Rooney (06-02-2006)": "Can-Am Cup - 2017 March 4-5", "Savannah Girls Rock/ Boys Rule Tournament - Spring 2017", and "St Patrick's Day Cup - 2017 March 11-12". A "Back / Edit" button is at the bottom.

## Paso 8: Ingresar Información del Padre

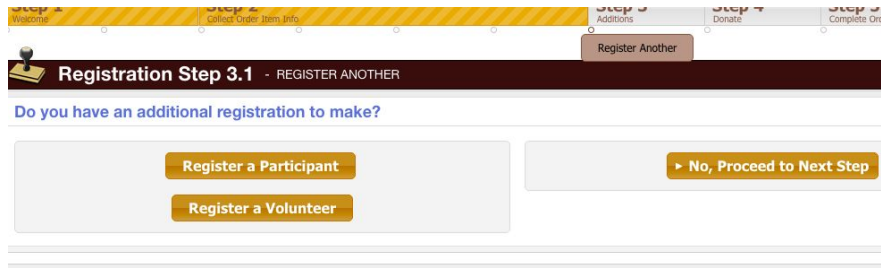
Selecciona un miembro existente del menú y/o crear un nuevo miembro



The screenshot shows a progress bar with Step 1 (Welcome), Step 2 (Collect Order Item Info), and Step 3 (Additional Information). Step 2 is highlighted in orange. The header is "Registration Step 2.3 - ADDITIONAL INFORMATION" with a sub-header "Additional Information". A warning message states: "Parent 1 and Parent 2 will be given admin login access to this household with a v". The form is split into two columns for "Parent 1" and "Parent 2". Parent 1 fields include "Select Existing Member" (Wayne Rooney selected), "Create New Member", and input fields for First Name (Wayne), Last Name (Rooney), Email Address (rooney@example.com), and Phone Number (202) 555-1212. Parent 2 fields include First Name, Last Name, Email Address, Phone Number, and Relationship to Participant. A "Back / Edit" button is at the bottom.

## Paso 9: Sigüientes Pasos

Registre otro jugador, registre para voluntariado, o completar registraci3n



Registration Step 3.1 - REGISTER ANOTHER

Do you have an additional registration to make?

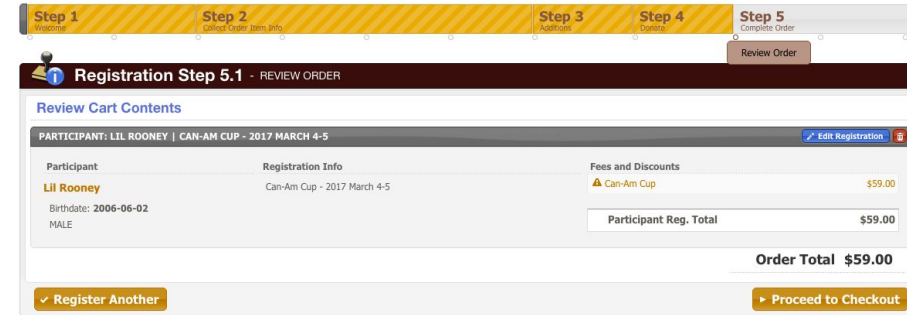
Register a Participant

Register a Volunteer

No, Proceed to Next Step

## Paso 10: Revisi3n de Carreta

Editar la registraci3n, regresar a registrar a alguien m1s o proceder a pagar cuenta



Registration Step 5.1 - REVIEW ORDER

Review Cart Contents

PARTICIPANT: LIL ROONEY | CAN-AM CUP - 2017 MARCH 4-5

Participant	Registration Info	Fees and Discounts
Lil Rooney	Can-Am Cup - 2017 March 4-5	Can-Am Cup \$59.00
Birthdate: 2006-06-02		
MALE		Participant Reg. Total \$59.00

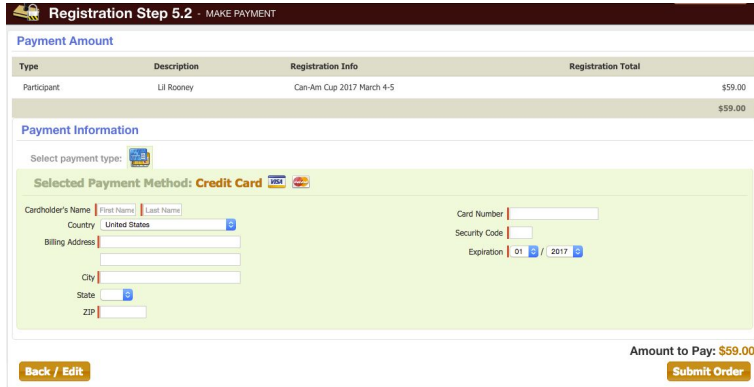
Order Total \$59.00

Register Another

Proceed to Checkout

## Paso 11: Hacer un Pago

Ingrese la informaci3n de la tarjeta de cr3dito y someter o haga click en "Back" para editar la registraci3n



Registration Step 5.2 - MAKE PAYMENT

Payment Amount

Type	Description	Registration Info	Registration Total
Participant	Lil Rooney	Can-Am Cup 2017 March 4-5	\$59.00
			\$59.00

Payment Information

Select payment type:

Selected Payment Method: Credit Card

Cardholder's Name  Card Number

Country  Security Code

Billing Address  Expiration  /

City

State

ZIP

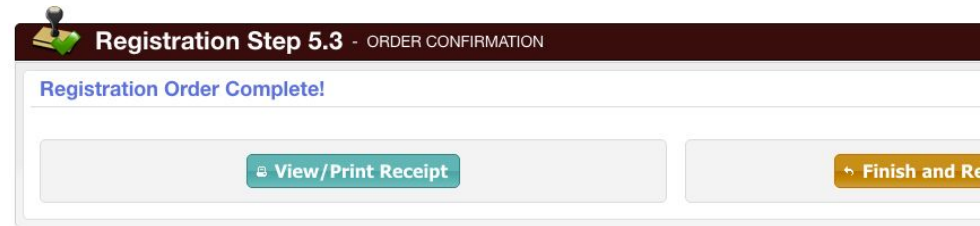
Amount to Pay: \$59.00

Back / Edit

Submit Order

## Paso 12: Confirmaci3n!

Su recibo ser1 enviado por correo electr3nico y lo podr1 ver/imprimir desde la pantalla de confirmaci3n



Registration Step 5.3 - ORDER CONFIRMATION

Registration Order Complete!

View/Print Receipt

Finish and Re